

## 20 DUCT CONDITIONER MUCR HF2 Series Inverter DC

MUNDOCLIMA<sup>®</sup>

NEW  
FROM  
MARCH  
2010

- Fresh outdoor air intake
- Filters included
- Condensate pump included
- Special port for filling water and test the pump
- Removable electric box
- 4 speed fan motor
- Alarm signal
- ON/OFF switch connection



Two air intake options: bottom or rear

### DIMENSIONS HF and HF2

Model	Dimensions mm (LxHxD)		% Reduction HF2/HF
	HF2	HF	
MUC-18	920x210x570	1000x298x800	59%
MUC-24	1140x210x570	1000x298x800	43%
MUC-30	1140x270x710	1350x298x800	32%
MUC-36	1140x270x710	1350x298x800	32%
MUC-48	1200x300x800	1350x298x800	11%
MUC-60	1200x300x800	1350x320x800	17%



LED display for  
trouble shooting



Wired control included  
Optional remote control



### TECHNICAL SPECIFICATIONS:

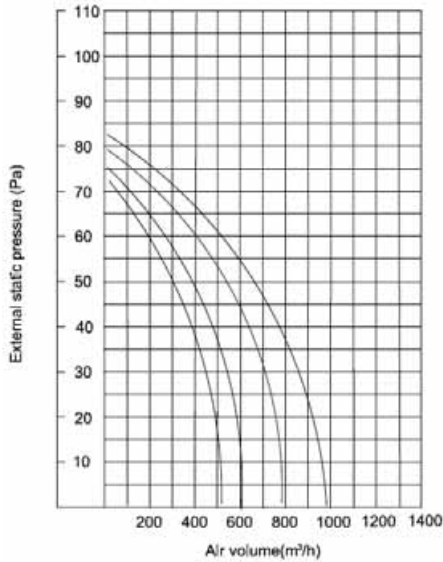
Model		MUCR 18HF2	MUCR 24HF2	MUCR 30HF2	MUCR 36HF2	MUCR 48HF2	MUCR 60HF2
Part Nr		CL 20 653	CL 20 654	CL 20 655	CL 20 656	CL 20 657	CL 20 658
COOLING	Capacity kW	6.36-5.30-2.12	8.11-7.10-2.70	10.81-9.00-3.61	12.60-10.50-4.20	14.86-14.00-4.95	16.92-16.00-5.64
	Consumption kW	2.28-1.63-0.76	3.01-2.19-1.00	3.98-2.79-1.33	4.42-3.26-1.47	5.44-4.35-1.81	6.22-4.99-2.07
	EER	3.25	3.24	3.23	3.22	3.22	3.21
HEATING	Capacity kW	7.19-6.00-2.40	9.64-7.60-3.21	12.16-9.50-4.05	15.06-12.00-5.02	17.04-15.00-5.68	20.16-17.50-6.72
	Consumption kW	2.33-1.64-0.78	3.13-2.09-1.04	3.92-2.62-1.31	4.87-3.31-1.62	5.53-4.16-1.84	6.59-4.85-2.20
	COP	3.66	3.64	3.63	3.63	3.61	3.61
Humidification	Lts/h	1.9	2.4	3	3.6	4.6	6
Air flow	m <sup>3</sup> /h	1205/1000/945	1803/1501/1210	2200/1918/1800	2200/1918/800	2812/2458/2090	2890/2465/2138
Outdoor unit Flow	m <sup>3</sup> /h	2570/2300	3200/2850	5000/4800	6000/5800	6000/5800	6000/5800
Static pressure	Pa	30	30	50	80	100	100
Volt-Phases-Frecuency	V/Hz/Ph	220-240/50/1	220-240/50/1	220-240/50/1	220-240/50/1	220-240/50/1	380V-3 Ph-50Hz
Noise pressure indoor	dB(A)	44.0/35.9/32.8	45.1/43.2/40.9	46.1/44.0/42.2	46.1/44.0/42.2	47.1/45.3/42.9	47.3/45.2/43.1
Noise pressure outdoor	dB(A)	51/46	53/48	55/50	57/52	59/54	59/54
Indoor unit dimensions	mm	920x210x635	920x270x635	1140x270x775	1140x270x775	1200x300x865	1200x300x865
Outdoor unit dimensions	m	842x968x324	895x862x313	990x966x654	940x1245x360	940x1245x360	940x1245x360
Gas pipe diameter	ing	1/2	5/8	5/8	5/8	5/8	5/8
Liquid pipe diameter	ing	1/4	3/8	3/8	3/8	3/8	3/8
Maximum length	m	25	25	25	30	50	50
Maximum diff btw units	m	12	12	15	20	25	30
Gas charge		1,600	2,300	3,350	4,100	4,450	3,850
Wiring connection	Power supply UE	3x2.5	3x2.5	3x2.5	3x2.5	3x2.5	5x2.5
	Power supply UI	3x1.0	3x1.0	3x1.0	3x1.0	3x1.0	3x1.0
	Interconnection	3x0.5	3x0.5	3x0.5	3x0.5	3x0.5	3x0.5
Drainage (indoor)	mm	Ø25	Ø25	Ø25	Ø25	Ø25	Ø25
Ambient temp. (outdoor)	°C	-15~43	-15~43	-15~43	-15~43	-15~43	-15~43



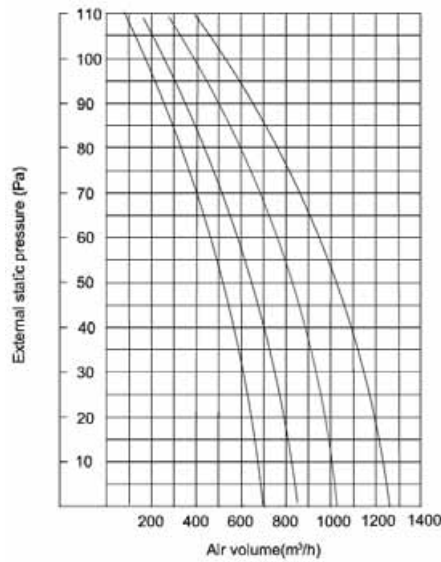
# DUCT CONDITIONER MUC HF2 and MUCR HF2 Series



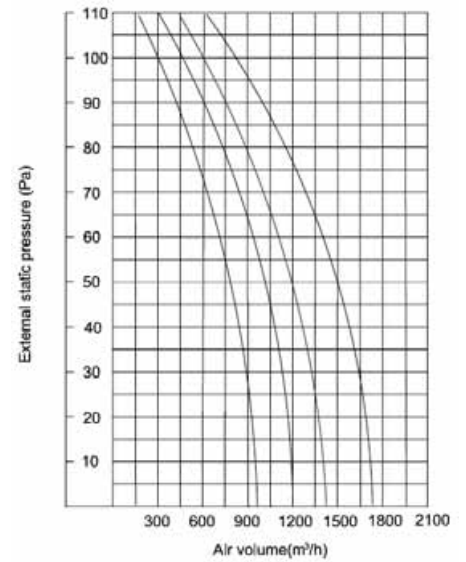
**18 HF2 model**



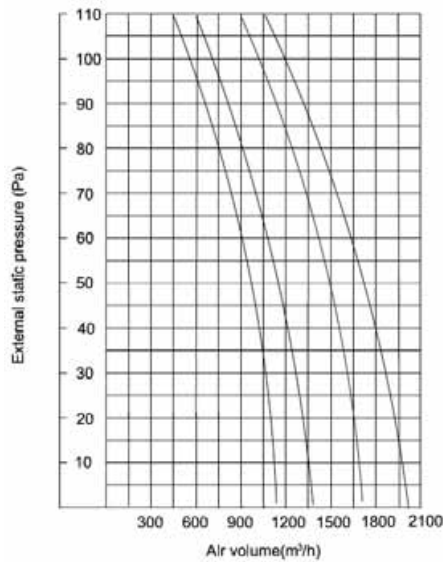
**24 HF2 model**



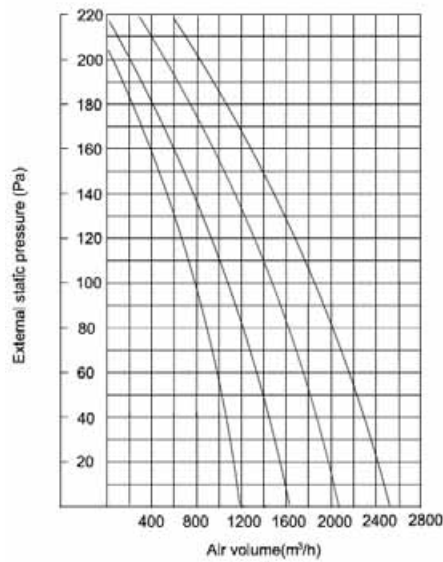
**30 HF2 model**



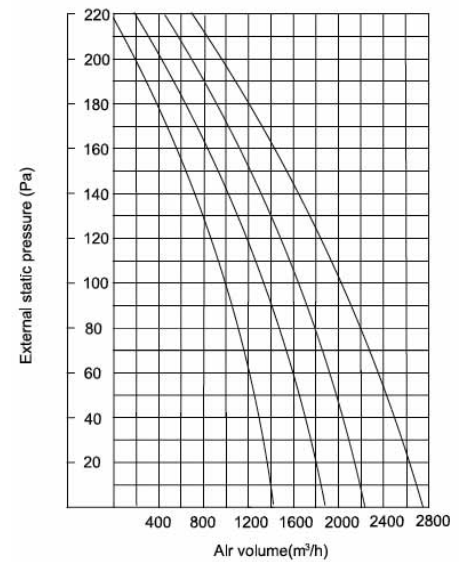
**36 HF2 model**



**48 HF2 model**



**60 HF2 model**



Condensate removal pump



Port for filling water and testing the pump



ON/OFF switch connection